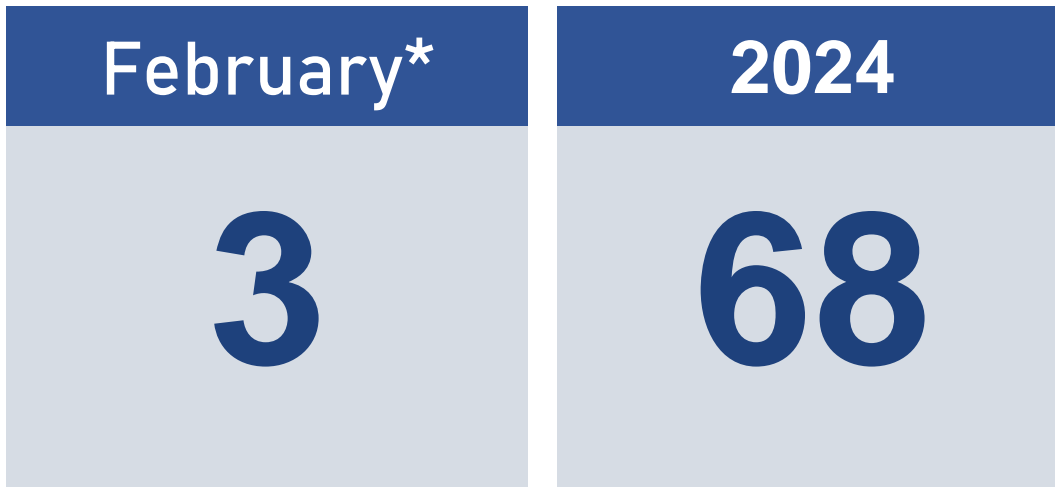


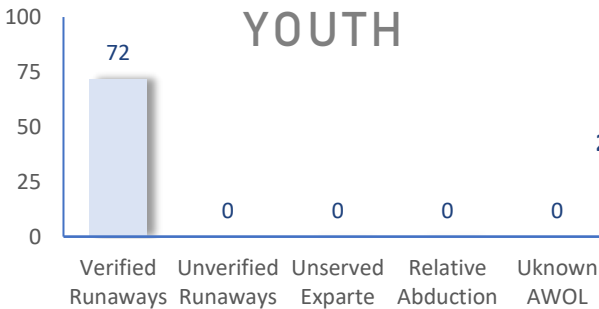
The following statistics show the status and demographics of absent Kansas foster youth and track DCF's successful recovery efforts.

## RECOVERED YOUTH

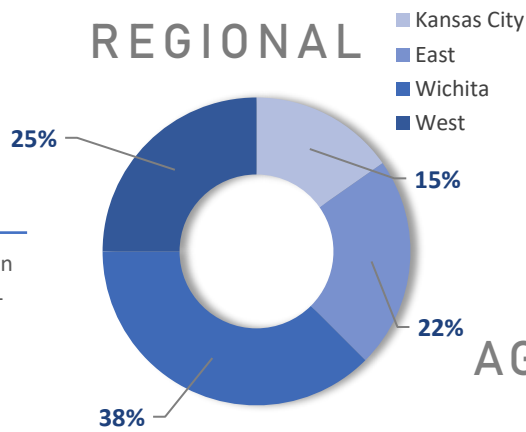


\*A youth may be recovered more than once per month.

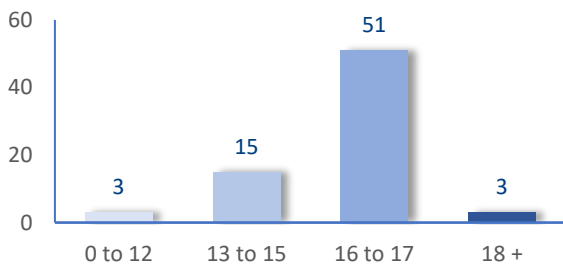
## CURRENT AWOL YOUTH



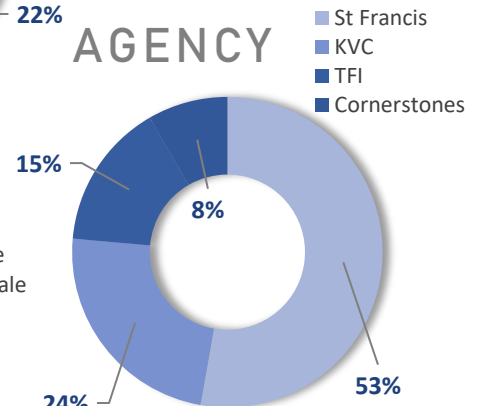
## REGIONAL



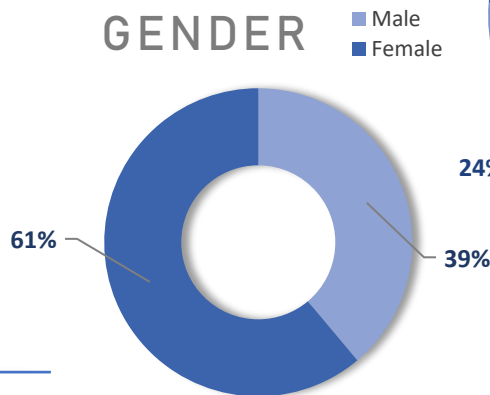
## AGE



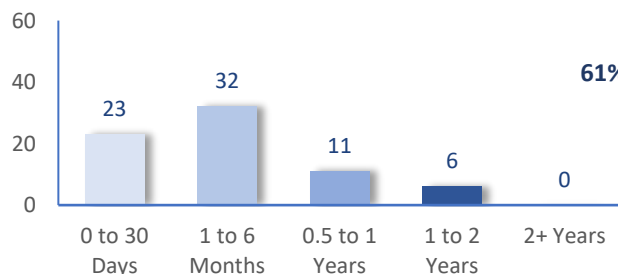
## AGENCY



## GENDER



## TIME



## DAILY AWOL YOUTH

# 2024

January		February		March		April	
DATE	# AWOL	DATE	# AWOL	DATE	# AWOL	DATE	# AWOL
2	79	1	72	1		2	
3	76	2		4		3	
4	78	5		5		4	
5	76	6		6		5	
8	79	7		7		8	
9	79	8		8		9	
10	73	9		11		10	
11	72	12		12		11	
12	69	13		13		12	
16	71	14		14		16	
17	73	15		15		17	
18	68	16		18		18	
19		19		19		19	
22		20		20		22	
23		21		21		23	
24		22		22		24	
25		23		26		25	
26		26		27		26	
29	70	27		28		29	
30	69	28		29		30	
31	71	29				31	



